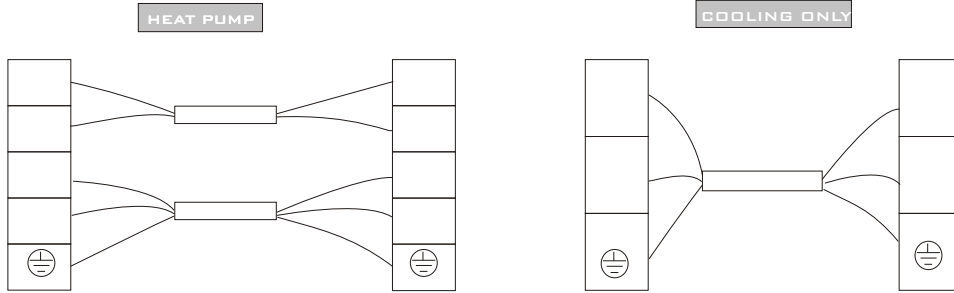


Installation instructions

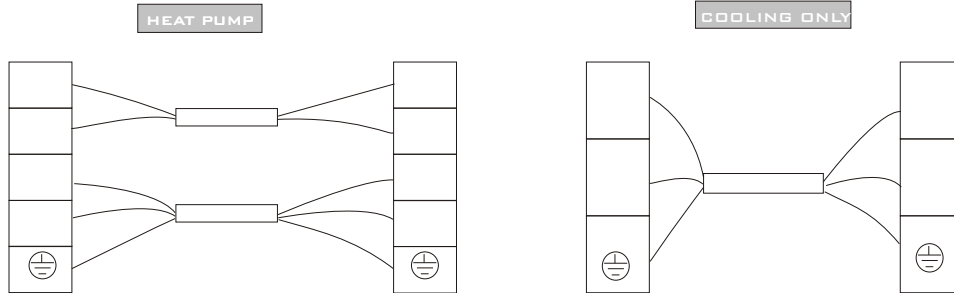
Wiring Diagram

Make sure that the color of wires of the outdoor unit and the terminal No. are the same as those of the indoor unit.

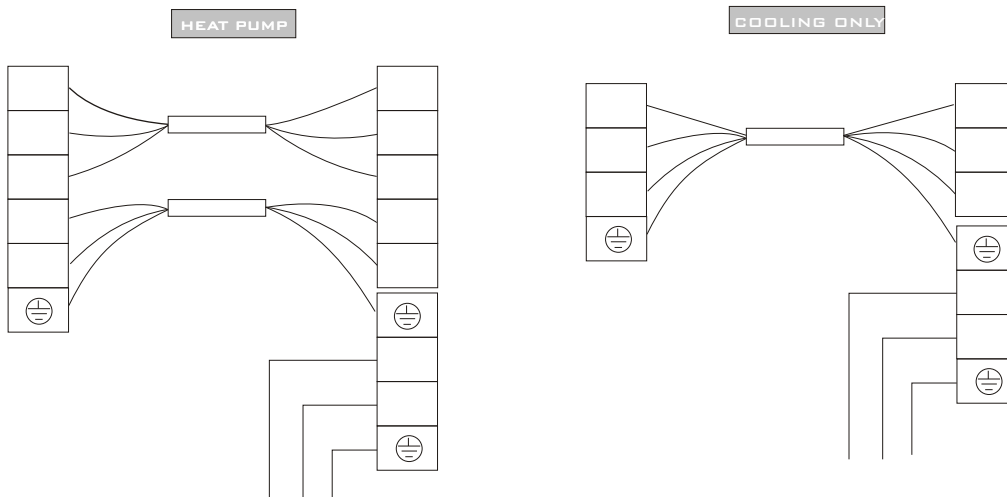
• 7K,9K,12K Model(115V/60Hz)



• 7K,9K,12K,18K Model(208~230V/60Hz)



• 18K,22K,24K Model



• Defrost Cable (for heat-pump air conditioner only except mini-slim series)



Defrost cable(for heat-pump models only except mini-slim series)

After connection, the defrost wire should be well wrapped with a wrapping tape and the the connector should be put inside the unit.